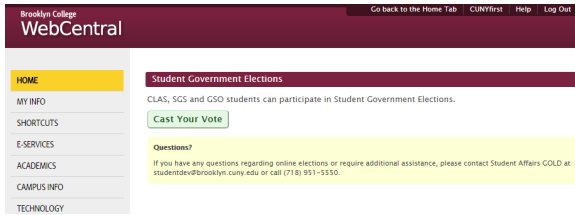



How to Vote in the Student Government Elections

A step-by-step guide to placing your vote in WebCentral

1. [Log in to your WebCentral account](#). If you don't remember your WebCentral ID or Password, please [reset your password](#).
2. The “**Student Government Elections**” channel is available on the “Home” tab and as a shortcut link during the election period. You can only place your vote within this time period.

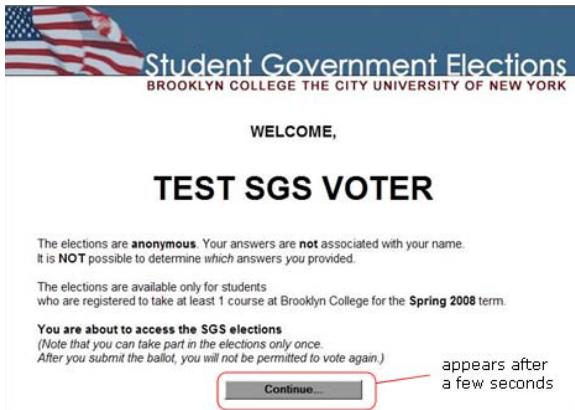


3. Press the “**Cast Your Vote**” button to proceed.
4. Your eligibility to vote in the various elections depends on your student status:
 - **Day** Undergraduate students are eligible to participate in the **CLAS** elections.
 - **Evening** Undergraduate students are eligible to participate in the **SGS** elections.
 - **Graduate** students are eligible to participate in **GSO** elections.

 If you feel there is an error in your record preventing access to a specific election, or require additional assistance, please contact the Office of the Assistant Dean of Student Affairs: 718-951-5712, or visit them at the Student Center (3rd Floor.)

5. Once your eligibility has been determined, the following screen will appear:

Press the “**Continue**” button to proceed to the ballot.



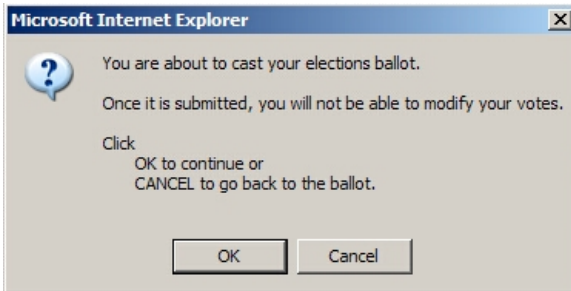
6. Select or write-in your desired candidates and press the “**Submit My Votes**” button when you complete your selections. Keep in mind that write-in votes are subject to a thorough review by the Elections Commissioners.

A screenshot of the 'Official Ballot' for Brooklyn College SGS Student Government Elections, Spring 2015 Semester. The header includes the Brooklyn College logo and the text 'BROOKLYN COLLEGE THE CITY UNIVERSITY OF NEW YORK'. The main heading is 'Official Ballot Brooklyn College SGS Student Government Elections Spring 2015 Semester'. Below this, there is a 'WELCOME,' message. The text explains that the elections are anonymous and that answers are not associated with the user's name. It also states that the elections are available only for students who are registered to take at least 1 course at Brooklyn College for the Spring 2008 term. A note indicates that users are about to access the SGS elections and that they can only take part in the elections once. At the bottom, there is a 'Continue...' button, which is highlighted with a red box and a red arrow pointing to it. A red line points from the text 'appears after a few seconds' to the 'Continue...' button.



You can choose to vote later by pressing the **"I Will Vote Later"** button or by closing your web browser window at any time. You will be able to access the elections channel from WebCentral again as long as you return prior to the close of the election period.

7. After submitting your vote, you will be prompted to confirm your selections. Pressing "OK" will submit your ballot for processing and pressing "Cancel" will return to the ballot page, where you can update your selections.



Your votes will only be counted one time.

8. Your ballot will then be checked for errors (e.g. voting for more candidates than allowed for a position), the following confirmation screen will be displayed:

